

ADP-CLR02

(Camera Link Repeater)

User Manual

Version 1.0



© 2005 DAQ SYSTEM Co., Ltd. All rights reserved.

Microsoft® is a registered trademark; Windows®, Windows NT®, Windows XP®, Windows 7®, Windows 8®, Windows 10®
All other trademarks or intellectual property mentioned herein belongs to their respective owners.

Information furnished by DAQ SYSTEM is believed to be accurate and reliable, However, no responsibility is assumed by DAQ SYSTEM for its use, nor for any infringements of patents or other rights of third parties which may result from its use. No license is granted by implication or otherwise under any patent or copyrights of DAQ SYSTEM.

The information in this document is subject to change without notice and no part of this document may be copied or reproduced without the prior written consent.

Contents

1. ADP-CLR02 Introduction	-----	2
2. ADP-CLR02 Connector		
2-1 SN8-6P Connector	-----	4
2-2 DC Connector	-----	4

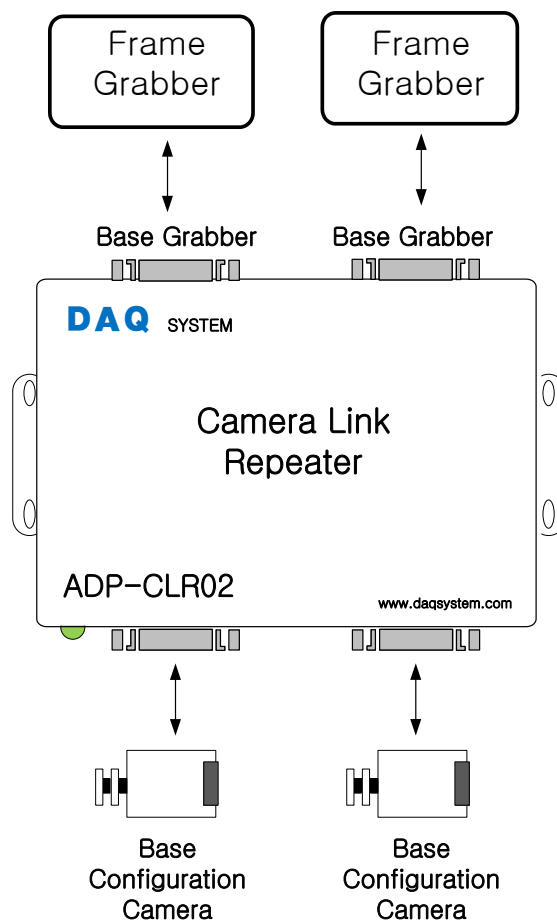
Appendix

A-1 Board Size	-----	5
A-2 Repair Regulations	-----	6

1. ADP-CLR02 Introduction

Digital cameras are currently used in many industrial equipment. However, the direct connection between the frame grab board and the camera is limited by the equipment and equipment.

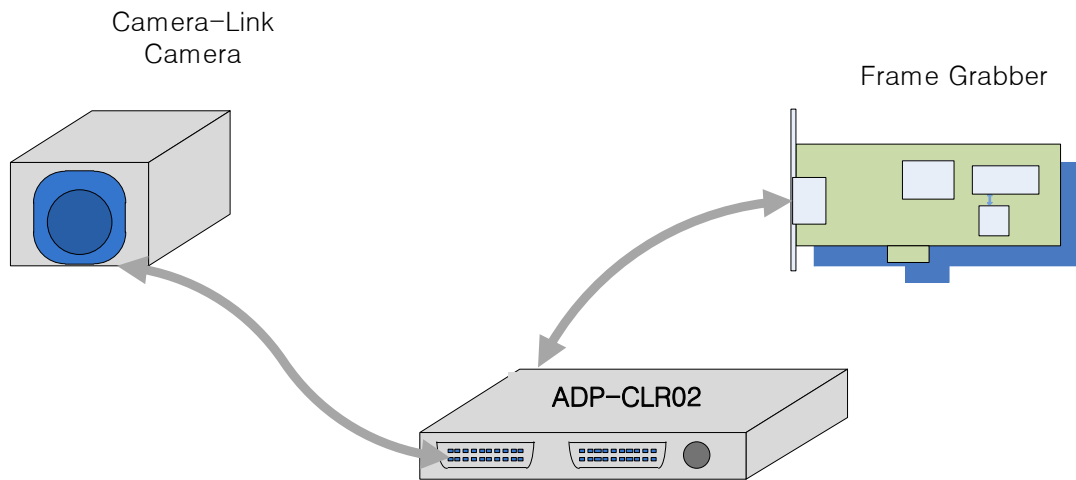
ADP-CLR02 doubles the maximum transmission distance. Since it is designed to conform to the standard Camera Link standard, it can be used with any camera that conforms to the Camera Link standard.



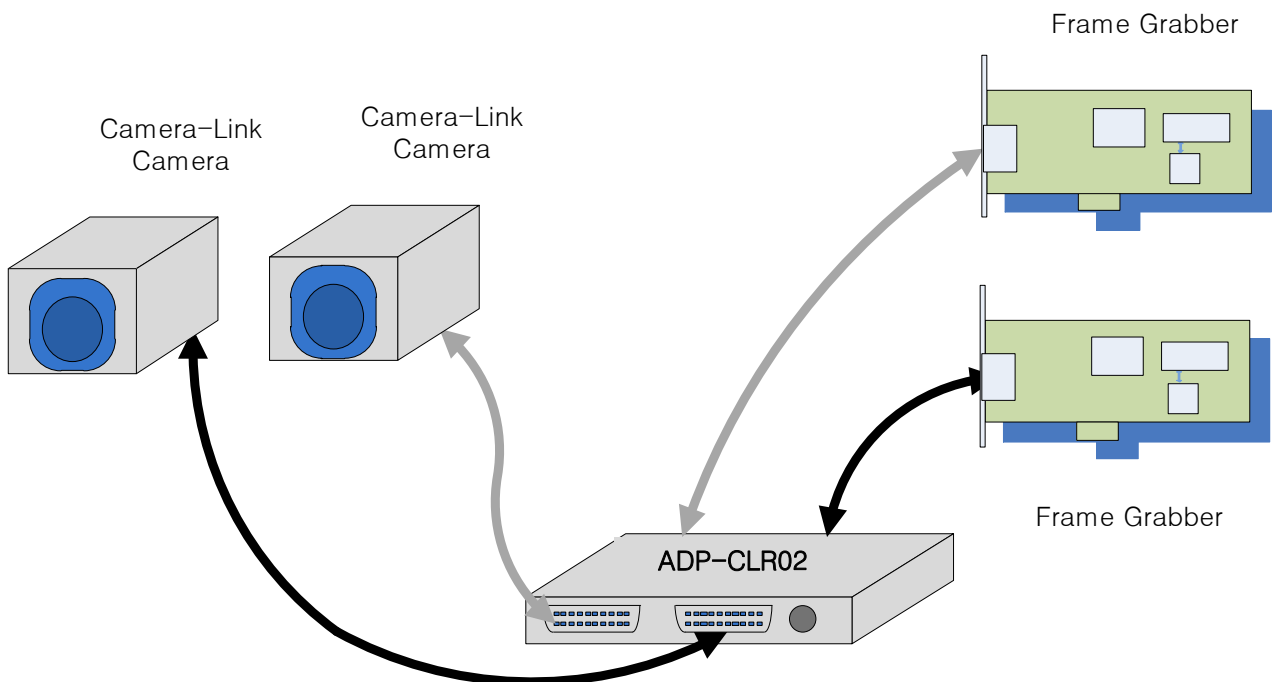
[Main Features of ADP-CLR02]

- Supports standard Camera Link specifications
- Camera link Full Mode support
- Support up to 85Mhz Pixel Clock
- Supports LVAL, FVAL, DVAL Signals
- SerTFG / SerTC serial communication
- 6Pin Locking Type, Power connector
- 12V/DC Input Voltage (DIN Connector or DC-jack) Power input connector selectable
- Camera Clock detection, Auto Reset

It is used by connecting between the frame grabber and the camera as shown in the following figure.



[Figure 1-1. ADP-CLR02 One Base Application]



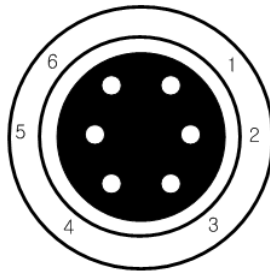
[Figure 1-2. ADP-CLR02 Two Base Application]

2. ADP-CLR02 Connector

Select and use one of the two power connectors below.

2-1 SN8-6P Connector

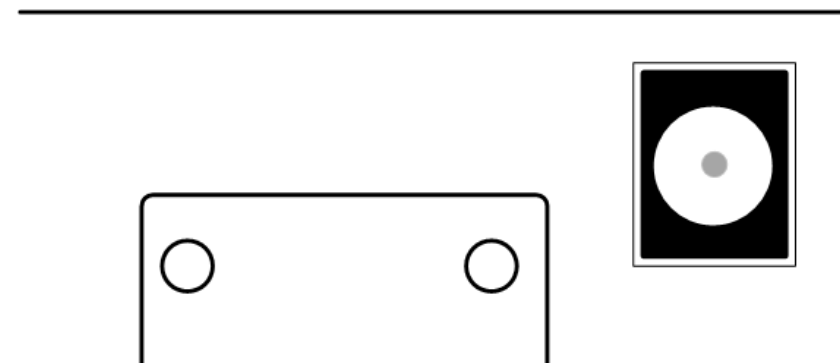
It is a DC Circular connector that provides 7 ~ 12V.



Pin1	N.C
Pin2	+12V/DC
Pin3	+12V/DC
Pin4	GND
Pin5	GND
Pin6	GND

2-2 DC Connector


It is a DC DIN connector that provides 7 to 12V. (DC-005(2.0))



Appendix

A-1 Board Size

The external sizes of the board are as follows.



A-2 Repair Regulations

Thank you for purchasing DAQ SYSTEM's product. Please refer to the following regarding Customer Service stipulated by DAQ SYSTEM.

- (1) Please read the user's manual and follow the instructions before using the DAQ SYSTEM product.
- (2) When returning the product to be repaired, please send it to the head office with the symptoms of the malfunction as well.
- (3) All DAQ SYSTEM products have a one-year warranty.
 - . The warranty period is counted from the date the product is shipped from DAQ SYSTEM.
 - . Peripherals and third-party products not manufactured by DAQ SYSTEM are covered by the manufacturer's warranty.
 - . If repair is required, please contact the contact points below.
- (4) Even during the free repair warranty period, paid repairs are made in the following cases.
 - ① Failure or damage caused by not following the user's manual
 - ② Failure or damage caused by customer negligence during product transportation after purchase
 - ③ Natural phenomena such as fire, earthquake, flood, lightning, pollution, etc. or power supply exceeding the recommended range malfunction or damage
 - ④ Failures caused by inappropriate storage environment (eg, high temperature, high humidity, volatile chemicals, etc.) damaged
 - ⑤ Failure or damage due to unreasonable repair or modification
 - ⑥ Products whose serial number has been changed or intentionally removed
 - ⑦ In the event that DAQ SYSTEM determines that it is the customer's negligence for other reasons
- (5) The customer must bear the shipping cost of returning the repaired product to DAQ SYSTEM.
- (6) The manufacturer is not responsible for any problems caused by incorrect use regardless of our Warranty provisions.

MEMO

Contact Point

Web sit : <https://www.daqsystem.com>

Email : postmaster@daqsystem.com

